

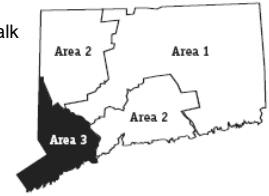
POS Upfront Deductible \$1,500/\$3,000 - 20%- B

POS-OA-1500U-20-IND

All policyholders may be subject to a rate increase at their renewal date.
Rates are calculated as of the Applicant's age as of the effective date.

Area 3 (Fairfield County)

Fairfield County: Bethel, Bridgeport, Brookfield, Danbury, Darien, Easton, Fairfield, Greenwich, Monroe, New Canaan, New Fairfield, Newtown, Norwalk, Shelton, Sherman, Stamford, Stratford, Redding, Ridgefield, Trumbull, Weston, Westport, Wilton



Tier 1 \$10 Tier 2/3 50% \$1,000 max

Age	Individual Male	Individual Female	Individual +1 Dep.	Family
0-14	\$164.29	\$164.29	\$408.04	\$686.11
15-20	\$164.29	\$229.25	\$408.04	\$686.11
21	\$166.24	\$231.14	\$410.34	\$691.56
22	\$168.18	\$233.04	\$412.64	\$697.05
23	\$170.16	\$234.92	\$414.91	\$702.54
24	\$172.10	\$236.83	\$417.20	\$708.01
25	\$174.09	\$238.73	\$419.50	\$713.51
26	\$176.03	\$240.61	\$421.76	\$719.00
27	\$178.01	\$242.50	\$424.05	\$724.49
28	\$179.95	\$244.40	\$426.35	\$729.96
29	\$181.92	\$246.28	\$428.62	\$735.45
30	\$183.88	\$248.20	\$430.92	\$740.95
31	\$194.83	\$255.06	\$432.32	\$759.67
32	\$205.79	\$261.95	\$433.74	\$778.41
33	\$216.75	\$268.80	\$435.13	\$797.13
34	\$227.71	\$275.69	\$436.53	\$815.89
35	\$232.62	\$278.37	\$441.21	\$821.58
36	\$235.06	\$279.71	\$443.56	\$824.43
37	\$237.54	\$281.06	\$445.88	\$827.28
38	\$239.98	\$282.38	\$448.24	\$830.13
39	\$247.36	\$286.40	\$455.28	\$838.67
40	\$257.16	\$291.72	\$464.63	\$850.10
41	\$266.98	\$297.07	\$474.03	\$861.49
42	\$276.81	\$302.41	\$483.39	\$872.88
43	\$285.53	\$309.48	\$495.09	\$880.79
44	\$294.25	\$316.57	\$506.81	\$888.66
45	\$302.96	\$323.63	\$518.55	\$896.57
46	\$311.68	\$330.73	\$530.26	\$904.45
47	\$320.41	\$337.79	\$541.98	\$912.36
48	\$338.63	\$359.91	\$586.60	\$942.65
49	\$356.82	\$382.06	\$631.22	\$972.94
50	\$375.05	\$404.17	\$675.82	\$1003.23
51	\$393.24	\$426.32	\$720.43	\$1033.51
52	\$411.47	\$448.45	\$765.05	\$1063.79
53	\$437.72	\$472.02	\$811.84	\$1108.64
54	\$463.96	\$495.59	\$858.67	\$1153.47
55	\$490.25	\$519.17	\$905.47	\$1198.31
56	\$516.50	\$542.74	\$952.30	\$1243.13
57	\$542.74	\$566.31	\$999.08	\$1287.99
58	\$577.33	\$588.29	\$1052.80	\$1334.12
59	\$611.92	\$610.26	\$1106.51	\$1380.21
60	\$646.53	\$632.21	\$1160.23	\$1426.35
61	\$681.13	\$654.19	\$1213.95	\$1472.45
62	\$715.73	\$676.15	\$1267.66	\$1518.58
63	\$761.35	\$702.37	\$1335.84	\$1572.97
64	\$806.95	\$728.62	\$1404.00	\$1627.31

Tier 1 \$10 Tier 2/3 50% \$5,000 max

Age	Individual Male	Individual Female	Individual +1 Dep.	Family
0-14	\$169.07	\$169.07	\$419.92	\$706.08
15-20	\$169.07	\$235.93	\$419.92	\$706.08
21	\$171.07	\$237.87	\$422.28	\$711.69
22	\$173.08	\$239.82	\$424.65	\$717.34
23	\$175.11	\$241.76	\$426.98	\$722.99
24	\$177.11	\$243.73	\$429.34	\$728.62
25	\$179.16	\$245.67	\$431.70	\$734.28
26	\$181.15	\$247.61	\$434.04	\$739.93
27	\$183.19	\$249.57	\$436.40	\$745.58
28	\$185.19	\$251.51	\$438.76	\$751.21
29	\$187.23	\$253.46	\$441.10	\$756.86
30	\$189.23	\$255.43	\$443.46	\$762.51
31	\$200.50	\$262.48	\$444.90	\$781.78
32	\$211.78	\$269.58	\$446.36	\$801.07
33	\$223.06	\$276.63	\$447.80	\$820.33
34	\$234.34	\$283.73	\$449.23	\$839.63
35	\$239.40	\$286.47	\$454.06	\$845.49
36	\$241.90	\$287.86	\$456.48	\$848.42
37	\$244.45	\$289.23	\$458.86	\$851.36
38	\$246.96	\$290.61	\$461.29	\$854.29
39	\$254.56	\$294.74	\$468.53	\$863.08
40	\$264.64	\$300.20	\$478.16	\$874.84
41	\$274.76	\$305.71	\$487.83	\$886.56
42	\$284.87	\$311.22	\$497.46	\$898.28
43	\$293.83	\$318.48	\$509.51	\$906.43
44	\$302.81	\$325.78	\$521.56	\$914.53
45	\$311.79	\$333.05	\$533.65	\$922.67
46	\$320.76	\$340.35	\$545.70	\$930.78
47	\$329.73	\$347.62	\$557.75	\$938.91
48	\$348.49	\$370.39	\$603.67	\$970.08
49	\$367.21	\$393.18	\$649.59	\$1001.25
50	\$385.96	\$415.94	\$695.48	\$1032.42
51	\$404.69	\$438.73	\$741.39	\$1063.59
52	\$423.45	\$461.50	\$787.32	\$1094.75
53	\$450.46	\$485.76	\$835.46	\$1140.92
54	\$477.47	\$510.02	\$883.66	\$1187.04
55	\$504.52	\$534.27	\$931.82	\$1233.19
56	\$531.53	\$558.53	\$980.01	\$1279.32
57	\$558.53	\$582.79	\$1028.16	\$1325.48
58	\$594.14	\$605.40	\$1083.45	\$1372.95
59	\$629.73	\$628.02	\$1138.73	\$1420.39
60	\$665.35	\$650.61	\$1194.01	\$1467.86
61	\$700.95	\$673.22	\$1249.29	\$1515.30
62	\$736.55	\$695.84	\$1304.56	\$1562.77
63	\$783.51	\$722.82	\$1374.72	\$1618.75
64	\$830.44	\$749.83	\$1444.86	\$1674.68

NO RX

Age	Individual Male	Individual Female	Individual +1 Dep.	Family
0-14	\$154.85	\$154.85	\$384.61	\$646.71
15-20	\$154.85	\$216.09	\$384.61	\$646.71
21	\$156.69	\$217.87	\$386.78	\$651.86
22	\$158.52	\$219.65	\$388.95	\$657.03
23	\$160.39	\$221.44	\$391.08	\$662.21
24	\$162.22	\$223.24	\$393.24	\$667.36
25	\$164.09	\$225.02	\$395.41	\$672.54
26	\$165.92	\$226.80	\$397.55	\$677.72
27	\$167.79	\$228.58	\$399.70	\$682.89
28	\$169.62	\$230.36	\$401.87	\$688.05
29	\$171.48	\$232.14	\$404.01	\$693.22
30	\$173.32	\$233.95	\$406.18	\$698.40
31	\$183.64	\$240.42	\$407.49	\$716.05
32	\$193.97	\$246.91	\$408.83	\$733.72
33	\$204.31	\$253.37	\$410.15	\$751.36
34	\$214.64	\$259.87	\$411.46	\$769.04
35	\$219.27	\$262.39	\$415.88	\$774.40
36	\$221.57	\$263.65	\$418.10	\$777.09
37	\$223.90	\$264.92	\$420.28	\$779.78
38	\$226.20	\$266.17	\$422.50	\$782.46
39	\$233.16	\$269.95	\$429.14	\$790.51
40	\$242.39	\$274.96	\$437.95	\$801.28
41	\$251.65	\$280.01	\$446.81	\$812.02
42	\$260.92	\$285.05	\$455.63	\$822.76
43	\$269.13	\$291.70	\$466.67	\$830.22
44	\$277.35	\$298.39	\$477.71	\$837.64
45	\$285.57	\$305.05	\$488.78	\$845.09
46	\$293.79	\$311.74	\$499.82	\$852.52
47	\$302.01	\$318.39	\$510.86	\$859.97
48	\$319.19	\$339.25	\$552.92	\$888.52
49	\$336.34	\$360.12	\$594.97	\$917.07
50	\$353.52	\$380.97	\$637.01	\$945.62
51	\$370.67	\$401.84	\$679.06	\$974.17
52	\$387.85	\$422.70	\$721.12	\$1002.71
53	\$412.59	\$444.92	\$765.22	\$1044.99
54	\$437.32	\$467.13	\$809.36	\$1087.24
55	\$462.10	\$489.35	\$853.48	\$1129.51
56	\$486.84	\$511.57	\$897.62	\$1171.76
57	\$511.57	\$533.79	\$941.72	\$1214.04
58	\$544.18	\$554.50	\$992.36	\$1257.52
59	\$576.78	\$575.22	\$1042.98	\$1300.97
60	\$609.41	\$595.91	\$1093.62	\$1344.45
61	\$642.02	\$616.62	\$1144.25	\$1387.90
62	\$674.63	\$637.33	\$1194.88	\$1431.38
63	\$717.64	\$662.05	\$1259.13	\$1482.65
64	\$760.62	\$686.79	\$1323.38	\$1533.87

Rates subject to Department of Insurance approval. Actual monthly premiums are based on the approved effective date of the policy. Rates and benefits are subject to change based on any rate or federal mandate or other regulatory requirements that are imposed at any time after the policy is effective and which materially affect the existing rates.

For help or questions call 1-866-508-0618

POS Upfront Deductible \$1,500/\$3,000 - 20%- B

POS-OA-1500U-20-IND

All policyholders may be subject to a rate increase at their renewal date.
 Rates are calculated as of the Applicant's age as of the effective date.

Area 3 (Fairfield County)

Fairfield County: Bethel, Bridgeport, Brookfield, Danbury, Darien, Easton, Fairfield, Greenwich, Monroe, New Canaan, New Fairfield, Newtown, Norwalk, Shelton, Sherman, Stamford, Stratford, Redding, Ridgefield, Trumbull, Weston, Westport, Wilton



**T1\$15 T2/3\$200 50% \$100 Coins Script
 Max \$5000 max**

Age	Individual Male	Individual Female	Individual +1 Dep.	Family
0-14	\$165.94	\$165.94	\$412.15	\$693.02
15-20	\$165.94	\$231.56	\$412.15	\$693.02
21	\$167.91	\$233.48	\$414.47	\$698.53
22	\$169.87	\$235.38	\$416.80	\$704.08
23	\$171.87	\$237.29	\$419.09	\$709.63
24	\$173.83	\$239.23	\$421.40	\$715.15
25	\$175.84	\$241.13	\$423.73	\$720.70
26	\$177.80	\$243.04	\$426.02	\$726.25
27	\$179.81	\$244.95	\$428.33	\$731.80
28	\$181.76	\$246.86	\$430.65	\$737.32
29	\$183.77	\$248.76	\$432.95	\$742.86
30	\$185.73	\$250.71	\$435.27	\$748.42
31	\$196.79	\$257.64	\$436.67	\$767.33
32	\$207.87	\$264.59	\$438.11	\$786.26
33	\$218.93	\$271.52	\$439.52	\$805.16
34	\$230.01	\$278.47	\$440.93	\$824.11
35	\$234.97	\$281.18	\$445.66	\$829.86
36	\$237.44	\$282.53	\$448.04	\$832.73
37	\$239.93	\$283.89	\$450.38	\$835.61
38	\$242.39	\$285.23	\$452.76	\$838.49
39	\$249.85	\$289.28	\$459.87	\$847.12
40	\$259.75	\$294.66	\$469.31	\$858.67
41	\$269.68	\$300.06	\$478.81	\$870.17
42	\$279.60	\$305.47	\$488.26	\$881.68
43	\$288.41	\$312.59	\$500.08	\$889.67
44	\$297.21	\$319.76	\$511.92	\$897.62
45	\$306.02	\$326.89	\$523.79	\$905.61
46	\$314.83	\$334.06	\$535.61	\$913.57
47	\$323.63	\$341.19	\$547.44	\$921.56
48	\$342.05	\$363.54	\$592.51	\$952.14
49	\$360.42	\$385.91	\$637.58	\$982.74
50	\$378.83	\$408.24	\$682.63	\$1013.33
51	\$397.21	\$430.62	\$727.69	\$1043.93
52	\$415.62	\$452.97	\$772.76	\$1074.51
53	\$442.14	\$476.77	\$820.02	\$1119.82
54	\$468.64	\$500.59	\$867.33	\$1165.10
55	\$495.19	\$524.40	\$914.60	\$1210.39
56	\$521.70	\$548.20	\$961.89	\$1255.66
57	\$548.20	\$572.02	\$1009.16	\$1300.98
58	\$583.16	\$594.21	\$1063.42	\$1347.57
59	\$618.09	\$616.41	\$1117.67	\$1394.13
60	\$653.06	\$638.59	\$1171.93	\$1440.72
61	\$687.99	\$660.77	\$1226.20	\$1487.29
62	\$722.93	\$682.97	\$1280.45	\$1533.88
63	\$769.03	\$709.46	\$1349.30	\$1588.82
64	\$815.09	\$735.97	\$1418.15	\$1643.72

For help or questions call 1-866-508-0618

POS Upfront Deductible \$10,000 Combined-B

POS-OA-COMBINED-10000U-IND

All policyholders may be subject to a rate increase at their renewal date.
 Rates are calculated as of the Applicant's age as of the effective date.

Area 3 (Fairfield County)

Fairfield County: Bethel, Bridgeport, Brookfield, Danbury, Darien, Easton, Fairfield, Greenwich, Monroe, New Canaan, New Fairfield, Newtown, Norwalk, Shelton, Sherman, Stamford, Stratford, Redding, Ridgefield, Trumbull, Weston, Westport, Wilton



Tier 1 \$10 Tier 2/3 50% \$1,000 max

Tier 1 \$10 Tier 2/3 50% \$5,000 max

NO RX

Age	Individual Male	Individual Female	Individual +1 Dep.	Family
0-14	\$86.63	\$86.63	\$215.15	\$361.76
15-20	\$86.63	\$120.88	\$215.15	\$361.76
21	\$87.65	\$121.87	\$216.36	\$364.63
22	\$88.68	\$122.87	\$217.57	\$367.53
23	\$89.72	\$123.86	\$218.77	\$370.42
24	\$90.75	\$124.88	\$219.98	\$373.31
25	\$91.79	\$125.87	\$221.19	\$376.20
26	\$92.81	\$126.86	\$222.38	\$379.10
27	\$93.85	\$127.87	\$223.59	\$382.00
28	\$94.88	\$128.87	\$224.80	\$384.89
29	\$95.92	\$129.85	\$225.99	\$387.78
30	\$96.95	\$130.87	\$227.21	\$390.68
31	\$102.73	\$134.48	\$227.95	\$400.55
32	\$108.51	\$138.12	\$228.69	\$410.42
33	\$114.29	\$141.73	\$229.44	\$420.31
34	\$120.07	\$145.36	\$230.17	\$430.19
35	\$122.65	\$146.77	\$232.63	\$433.19
36	\$123.94	\$147.48	\$233.87	\$434.69
37	\$125.24	\$148.19	\$235.09	\$436.19
38	\$126.53	\$148.90	\$236.35	\$437.69
39	\$130.42	\$151.01	\$240.05	\$442.20
40	\$135.59	\$153.81	\$244.99	\$448.22
41	\$140.76	\$156.63	\$249.93	\$454.23
42	\$145.95	\$159.45	\$254.87	\$460.23
43	\$150.55	\$163.18	\$261.05	\$464.41
44	\$155.15	\$166.92	\$267.23	\$468.56
45	\$159.75	\$170.65	\$273.41	\$472.73
46	\$164.34	\$174.38	\$279.58	\$476.88
47	\$168.95	\$178.11	\$285.77	\$481.05
48	\$178.54	\$189.76	\$309.29	\$497.03
49	\$188.14	\$201.45	\$332.82	\$513.00
50	\$197.75	\$213.11	\$356.34	\$528.97
51	\$207.34	\$224.78	\$379.86	\$544.93
52	\$216.96	\$236.45	\$403.38	\$560.90
53	\$230.79	\$248.88	\$428.05	\$584.55
54	\$244.63	\$261.31	\$452.74	\$608.18
55	\$258.49	\$273.74	\$477.41	\$631.83
56	\$272.33	\$286.17	\$502.11	\$655.46
57	\$286.17	\$298.60	\$526.78	\$679.11
58	\$304.41	\$310.19	\$555.10	\$703.43
59	\$322.65	\$321.77	\$583.43	\$727.74
60	\$340.90	\$333.34	\$611.75	\$752.06
61	\$359.13	\$344.94	\$640.07	\$776.38
62	\$377.37	\$356.51	\$668.40	\$800.69
63	\$401.44	\$370.33	\$704.34	\$829.37
64	\$425.48	\$384.17	\$740.28	\$858.03

Age	Individual Male	Individual Female	Individual +1 Dep.	Family
0-14	\$91.41	\$91.41	\$227.02	\$381.73
15-20	\$91.41	\$127.55	\$227.02	\$381.73
21	\$92.49	\$128.60	\$228.30	\$384.76
22	\$93.58	\$129.65	\$229.58	\$387.83
23	\$94.68	\$130.70	\$230.84	\$390.87
24	\$95.76	\$131.77	\$232.12	\$393.92
25	\$96.85	\$132.81	\$233.39	\$396.98
26	\$97.93	\$133.86	\$234.66	\$400.03
27	\$99.03	\$134.93	\$235.94	\$403.08
28	\$100.12	\$135.98	\$237.21	\$406.13
29	\$101.22	\$137.03	\$238.47	\$409.18
30	\$102.30	\$138.10	\$239.75	\$412.24
31	\$108.40	\$141.90	\$240.53	\$422.66
32	\$114.49	\$145.74	\$241.31	\$433.08
33	\$120.60	\$149.56	\$242.10	\$443.50
34	\$126.70	\$153.39	\$242.87	\$453.93
35	\$129.42	\$154.87	\$245.48	\$457.10
36	\$130.78	\$155.62	\$246.79	\$458.68
37	\$132.15	\$156.37	\$248.07	\$460.27
38	\$133.52	\$157.12	\$249.39	\$461.85
39	\$137.63	\$159.35	\$253.30	\$466.62
40	\$143.07	\$162.30	\$258.51	\$472.97
41	\$148.54	\$165.27	\$263.74	\$479.31
42	\$154.01	\$168.25	\$268.94	\$485.64
43	\$158.86	\$172.18	\$275.46	\$490.05
44	\$163.70	\$176.13	\$281.97	\$494.43
45	\$168.57	\$180.06	\$288.51	\$498.83
46	\$173.41	\$184.00	\$295.02	\$503.21
47	\$178.27	\$187.94	\$301.54	\$507.60
48	\$188.41	\$200.24	\$326.37	\$524.46
49	\$198.52	\$212.57	\$351.20	\$541.31
50	\$208.66	\$224.88	\$376.00	\$558.16
51	\$218.79	\$237.19	\$400.82	\$575.01
52	\$228.94	\$249.50	\$425.65	\$591.86
53	\$243.53	\$262.62	\$451.67	\$616.82
54	\$258.14	\$275.74	\$477.74	\$641.76
55	\$272.76	\$288.84	\$503.77	\$666.71
56	\$287.36	\$301.96	\$529.82	\$691.64
57	\$301.96	\$315.07	\$555.86	\$716.60
58	\$321.21	\$327.31	\$585.75	\$742.26
59	\$340.46	\$339.53	\$615.64	\$767.91
60	\$359.71	\$351.74	\$645.52	\$793.57
61	\$378.95	\$363.97	\$675.41	\$819.23
62	\$398.20	\$376.19	\$705.29	\$844.89
63	\$423.59	\$390.78	\$743.22	\$875.16
64	\$448.97	\$405.38	\$781.14	\$905.39

Age	Individual Male	Individual Female	Individual +1 Dep.	Family
0-14	\$77.19	\$77.19	\$191.72	\$322.36
15-20	\$77.19	\$107.71	\$191.72	\$322.36
21	\$78.11	\$108.60	\$192.79	\$324.93
22	\$79.02	\$109.49	\$193.87	\$327.51
23	\$79.95	\$110.37	\$194.94	\$330.09
24	\$80.87	\$111.28	\$196.02	\$332.66
25	\$81.79	\$112.16	\$197.10	\$335.24
26	\$82.71	\$113.05	\$198.17	\$337.82
27	\$83.63	\$113.94	\$199.25	\$340.40
28	\$84.55	\$114.83	\$200.33	\$342.97
29	\$85.48	\$115.72	\$201.38	\$345.55
30	\$86.39	\$116.62	\$202.46	\$348.13
31	\$91.54	\$119.84	\$203.12	\$356.93
32	\$96.69	\$123.07	\$203.79	\$365.73
33	\$101.84	\$126.30	\$204.45	\$374.53
34	\$106.99	\$129.54	\$205.10	\$383.34
35	\$109.29	\$130.79	\$207.30	\$386.02
36	\$110.44	\$131.42	\$208.41	\$387.35
37	\$111.60	\$132.05	\$209.50	\$388.69
38	\$112.75	\$132.68	\$210.61	\$390.03
39	\$116.22	\$134.56	\$213.91	\$394.05
40	\$120.82	\$137.06	\$218.31	\$399.41
41	\$125.44	\$139.57	\$222.72	\$404.76
42	\$130.06	\$142.09	\$227.11	\$410.12
43	\$134.16	\$145.40	\$232.62	\$413.83
44	\$138.25	\$148.74	\$238.13	\$417.54
45	\$142.35	\$152.06	\$243.64	\$421.25
46	\$146.44	\$155.39	\$249.14	\$424.95
47	\$150.54	\$158.71	\$254.65	\$428.66
48	\$159.10	\$169.10	\$275.61	\$442.90
49	\$167.65	\$179.51	\$296.58	\$457.13
50	\$176.21	\$189.90	\$317.53	\$471.36
51	\$184.76	\$200.31	\$338.49	\$485.59
52	\$193.33	\$210.70	\$359.45	\$499.82
53	\$205.66	\$221.77	\$381.44	\$520.90
54	\$217.99	\$232.85	\$403.44	\$541.95
55	\$230.34	\$243.93	\$425.43	\$563.02
56	\$242.67	\$255.00	\$447.43	\$584.08
57	\$255.00	\$266.08	\$469.41	\$605.16
58	\$271.26	\$276.41	\$494.66	\$626.83
59	\$287.51	\$286.73	\$519.90	\$648.49
60	\$303.78	\$297.04	\$545.13	\$670.16
61	\$320.02	\$307.37	\$570.37	\$691.83
62	\$336.27	\$317.69	\$595.61	\$713.50
63	\$357.72	\$330.01	\$627.63	\$739.05
64	\$379.15	\$342.34	\$659.66	\$764.59

Rates subject to Department of Insurance approval. Actual monthly premiums are based on the approved effective date of the policy. Rates and benefits are subject to change based on any state or federal mandate or other regulatory requirements that are imposed at any time after the policy is effective and which materially affect the existing rates.

For help or questions call 1-866-508-0618

POS Upfront Deductible \$10,000 Combined-B

POS-OA-COMBINED-10000U-IND

All policyholders may be subject to a rate increase at their renewal date.
 Rates are calculated as of the Applicant's age as of the effective date.

Area 3 (Fairfield County)

Fairfield County: Bethel, Bridgeport, Brookfield, Danbury, Darien, Easton, Fairfield, Greenwich, Monroe, New Canaan, New Fairfield, Newtown, Norwalk, Shelton, Sherman, Stamford, Stratford, Redding, Ridgefield, Trumbull, Weston, Westport, Wilton



**T1\$15 T2/3\$200 50% \$100 Coins Script
 Max \$5000 max**

Age	Individual Male	Individual Female	Individual +1 Dep.	Family
0-14	\$88.28	\$88.28	\$219.26	\$368.67
15-20	\$88.28	\$123.19	\$219.26	\$368.67
21	\$89.32	\$124.20	\$220.49	\$371.60
22	\$90.37	\$125.21	\$221.73	\$374.56
23	\$91.43	\$126.23	\$222.95	\$377.51
24	\$92.48	\$127.27	\$224.18	\$380.45
25	\$93.54	\$128.27	\$225.41	\$383.40
26	\$94.59	\$129.29	\$226.64	\$386.35
27	\$95.65	\$130.31	\$227.87	\$389.30
28	\$96.69	\$131.33	\$229.10	\$392.24
29	\$97.76	\$132.34	\$230.32	\$395.19
30	\$98.80	\$133.37	\$231.55	\$398.15
31	\$104.69	\$137.06	\$232.31	\$408.20
32	\$110.59	\$140.75	\$233.06	\$418.27
33	\$116.47	\$144.45	\$233.82	\$428.34
34	\$122.36	\$148.14	\$234.56	\$438.41
35	\$125.00	\$149.58	\$237.08	\$441.48
36	\$126.31	\$150.30	\$238.35	\$442.99
37	\$127.63	\$151.02	\$239.59	\$444.53
38	\$128.95	\$151.75	\$240.87	\$446.06
39	\$132.92	\$153.89	\$244.64	\$450.66
40	\$138.18	\$156.75	\$249.67	\$456.79
41	\$143.46	\$159.62	\$254.72	\$462.91
42	\$148.74	\$162.50	\$259.75	\$469.04
43	\$153.43	\$166.29	\$266.04	\$473.28
44	\$158.11	\$170.11	\$272.34	\$477.52
45	\$162.80	\$173.90	\$278.65	\$481.77
46	\$167.48	\$177.71	\$284.94	\$486.00
47	\$172.17	\$181.51	\$291.23	\$490.25
48	\$181.96	\$193.39	\$315.21	\$506.52
49	\$191.74	\$205.30	\$339.19	\$522.80
50	\$201.53	\$217.18	\$363.14	\$539.07
51	\$211.31	\$229.08	\$387.12	\$555.35
52	\$221.11	\$240.97	\$411.09	\$571.62
53	\$235.21	\$253.63	\$436.23	\$595.73
54	\$249.31	\$266.31	\$461.40	\$619.82
55	\$263.43	\$278.97	\$486.54	\$643.91
56	\$277.53	\$291.63	\$511.70	\$667.99
57	\$291.63	\$304.31	\$536.85	\$692.10
58	\$310.23	\$316.11	\$565.72	\$716.89
59	\$328.81	\$327.92	\$594.59	\$741.65
60	\$347.42	\$339.71	\$623.44	\$766.43
61	\$366.00	\$351.52	\$652.32	\$791.22
62	\$384.58	\$363.33	\$681.18	\$816.00
63	\$409.11	\$377.41	\$717.80	\$845.23
64	\$433.62	\$391.52	\$754.43	\$874.43

For help or questions call 1-866-508-0618

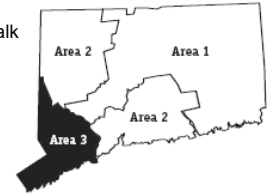
POS Upfront Deductible \$2,500/\$5,000 - 20%- B

POS-OA-2500U-20-IND

All policyholders may be subject to a rate increase at their renewal date.
 Rates are calculated as of the Applicant's age as of the effective date.

Area 3 (Fairfield County)

Fairfield County: Bethel, Bridgeport, Brookfield, Danbury, Darien, Easton, Fairfield, Greenwich, Monroe, New Canaan, New Fairfield, Newtown, Norwalk, Shelton, Sherman, Stamford, Stratford, Redding, Ridgefield, Trumbull, Weston, Westport, Wilton



Tier 1 \$10 Tier 2/3 50% \$1,000 max

Tier 1 \$10 Tier 2/3 50% \$5,000 max

NO RX

Age	Individual Male	Individual Female	Individual +1 Dep.	Family
0-14	\$146.71	\$146.71	\$364.37	\$612.67
15-20	\$146.71	\$204.71	\$364.37	\$612.67
21	\$148.45	\$206.40	\$366.42	\$617.54
22	\$150.19	\$208.09	\$368.47	\$622.44
23	\$151.95	\$209.77	\$370.50	\$627.35
24	\$153.69	\$211.49	\$372.55	\$632.23
25	\$155.45	\$213.18	\$374.61	\$637.14
26	\$157.19	\$214.86	\$376.62	\$642.05
27	\$158.95	\$216.55	\$378.67	\$646.95
28	\$160.69	\$218.24	\$380.72	\$651.84
29	\$162.45	\$219.92	\$382.75	\$656.74
30	\$164.19	\$221.64	\$384.79	\$661.65
31	\$173.98	\$227.77	\$386.05	\$678.36
32	\$183.77	\$233.91	\$387.32	\$695.09
33	\$193.56	\$240.04	\$388.56	\$711.82
34	\$203.34	\$246.19	\$389.81	\$728.56
35	\$207.73	\$248.58	\$393.98	\$733.65
36	\$209.90	\$249.77	\$396.08	\$736.19
37	\$212.11	\$250.97	\$398.16	\$738.74
38	\$214.29	\$252.16	\$400.27	\$741.27
39	\$220.89	\$255.75	\$406.54	\$748.91
40	\$229.64	\$260.50	\$414.90	\$759.11
41	\$238.40	\$265.27	\$423.29	\$769.28
42	\$247.19	\$270.05	\$431.64	\$779.46
43	\$254.97	\$276.36	\$442.11	\$786.52
44	\$262.75	\$282.69	\$452.57	\$793.55
45	\$270.53	\$289.00	\$463.05	\$800.61
46	\$278.32	\$295.33	\$473.51	\$807.64
47	\$286.12	\$301.64	\$483.98	\$814.71
48	\$302.38	\$321.38	\$523.82	\$841.75
49	\$318.64	\$341.16	\$563.66	\$868.80
50	\$334.91	\$360.92	\$603.48	\$895.85
51	\$351.16	\$380.69	\$643.32	\$922.89
52	\$367.43	\$400.45	\$683.17	\$949.93
53	\$390.87	\$421.50	\$724.96	\$989.98
54	\$414.30	\$442.55	\$766.77	\$1030.01
55	\$437.78	\$463.60	\$808.55	\$1070.06
56	\$461.21	\$484.65	\$850.37	\$1110.09
57	\$484.65	\$505.70	\$892.15	\$1150.14
58	\$515.54	\$525.32	\$940.12	\$1191.33
59	\$546.42	\$544.95	\$988.09	\$1232.49
60	\$577.33	\$564.55	\$1036.05	\$1273.69
61	\$608.23	\$584.17	\$1084.02	\$1314.86
62	\$639.11	\$603.79	\$1131.99	\$1356.05
63	\$679.87	\$627.20	\$1192.86	\$1404.61
64	\$720.59	\$650.64	\$1253.73	\$1453.14

Age	Individual Male	Individual Female	Individual +1 Dep.	Family
0-14	\$151.49	\$151.49	\$376.24	\$632.64
15-20	\$151.49	\$211.39	\$376.24	\$632.64
21	\$153.28	\$213.13	\$378.36	\$637.67
22	\$155.08	\$214.87	\$380.48	\$642.74
23	\$156.91	\$216.61	\$382.58	\$647.80
24	\$158.70	\$218.38	\$384.69	\$652.84
25	\$160.52	\$220.12	\$386.81	\$657.91
26	\$162.31	\$221.86	\$388.90	\$662.97
27	\$164.13	\$223.61	\$391.01	\$668.04
28	\$165.93	\$225.35	\$393.13	\$673.08
29	\$167.76	\$227.09	\$395.23	\$678.15
30	\$169.55	\$228.87	\$397.33	\$683.22
31	\$179.65	\$235.19	\$398.63	\$700.47
32	\$189.75	\$241.54	\$399.94	\$717.75
33	\$199.87	\$247.87	\$401.22	\$735.01
34	\$209.96	\$254.22	\$402.51	\$752.31
35	\$214.50	\$256.68	\$406.83	\$757.56
36	\$216.74	\$257.91	\$409.00	\$760.18
37	\$219.02	\$259.15	\$411.13	\$762.82
38	\$221.27	\$260.39	\$413.32	\$765.44
39	\$228.09	\$264.08	\$419.80	\$773.32
40	\$237.12	\$268.99	\$428.43	\$783.86
41	\$246.18	\$273.91	\$437.09	\$794.36
42	\$255.24	\$278.85	\$445.71	\$804.87
43	\$263.28	\$285.36	\$456.52	\$812.16
44	\$271.31	\$291.90	\$467.32	\$819.42
45	\$279.36	\$298.41	\$478.15	\$826.71
46	\$287.40	\$304.95	\$488.95	\$833.97
47	\$295.44	\$311.47	\$499.75	\$841.26
48	\$312.22	\$331.87	\$540.90	\$869.18
49	\$329.02	\$352.28	\$582.04	\$897.12
50	\$345.82	\$372.68	\$623.15	\$925.04
51	\$362.61	\$393.10	\$664.29	\$952.98
52	\$379.41	\$413.50	\$705.44	\$980.90
53	\$403.61	\$435.24	\$748.58	\$1022.26
54	\$427.81	\$456.98	\$791.77	\$1063.58
55	\$452.05	\$478.71	\$834.90	\$1104.94
56	\$476.24	\$500.45	\$878.09	\$1146.27
57	\$500.45	\$522.18	\$921.23	\$1187.62
58	\$532.35	\$542.44	\$970.77	\$1230.16
59	\$564.23	\$562.71	\$1020.31	\$1272.66
60	\$596.15	\$582.94	\$1069.82	\$1315.20
61	\$628.05	\$603.21	\$1119.36	\$1357.71
62	\$659.94	\$623.47	\$1168.89	\$1400.24
63	\$702.03	\$647.64	\$1231.74	\$1450.39
64	\$744.08	\$671.85	\$1294.59	\$1500.51

Age	Individual Male	Individual Female	Individual +1 Dep.	Family
0-14	\$137.27	\$137.27	\$340.94	\$573.27
15-20	\$137.27	\$191.55	\$340.94	\$573.27
21	\$138.90	\$193.13	\$342.86	\$577.83
22	\$140.53	\$194.71	\$344.77	\$582.42
23	\$142.18	\$196.29	\$346.68	\$587.01
24	\$143.81	\$197.89	\$348.59	\$591.58
25	\$145.46	\$199.47	\$350.51	\$596.17
26	\$147.08	\$201.05	\$352.41	\$600.76
27	\$148.73	\$202.63	\$354.32	\$605.35
28	\$150.36	\$204.20	\$356.24	\$609.92
29	\$152.01	\$205.78	\$358.14	\$614.51
30	\$153.64	\$207.39	\$360.05	\$619.10
31	\$162.80	\$213.12	\$361.22	\$634.74
32	\$171.95	\$218.87	\$362.41	\$650.40
33	\$181.11	\$224.61	\$363.57	\$666.05
34	\$190.26	\$230.36	\$364.74	\$681.71
35	\$194.37	\$232.60	\$368.65	\$686.47
36	\$196.41	\$233.71	\$370.62	\$688.85
37	\$198.47	\$234.83	\$372.56	\$691.24
38	\$200.51	\$235.95	\$374.53	\$693.61
39	\$206.69	\$239.30	\$380.41	\$700.75
40	\$214.87	\$243.75	\$388.22	\$710.30
41	\$223.07	\$248.21	\$396.07	\$719.82
42	\$231.29	\$252.68	\$403.89	\$729.34
43	\$238.57	\$258.59	\$413.68	\$735.95
44	\$245.85	\$264.51	\$423.47	\$742.52
45	\$253.14	\$270.41	\$433.28	\$749.13
46	\$260.43	\$276.34	\$443.06	\$755.72
47	\$267.72	\$282.24	\$452.85	\$762.32
48	\$282.94	\$300.72	\$490.14	\$787.62
49	\$298.15	\$319.23	\$527.42	\$812.94
50	\$313.37	\$337.71	\$564.67	\$838.24
51	\$328.58	\$356.21	\$601.95	\$863.55
52	\$343.81	\$374.70	\$639.24	\$888.85
53	\$365.74	\$394.39	\$678.34	\$926.33
54	\$387.66	\$414.10	\$717.47	\$963.78
55	\$409.63	\$433.79	\$756.56	\$1001.25
56	\$431.55	\$453.49	\$795.69	\$1038.71
57	\$453.49	\$473.18	\$834.79	\$1076.18
58	\$482.39	\$491.54	\$879.67	\$1114.73
59	\$511.29	\$509.90	\$924.56	\$1153.24
60	\$540.21	\$528.24	\$969.44	\$1191.79
61	\$569.12	\$546.61	\$1014.32	\$1230.31
62	\$598.02	\$564.97	\$1059.21	\$1268.85
63	\$636.15	\$586.87	\$1116.15	\$1314.29
64	\$674.26	\$608.80	\$1173.11	\$1359.70

Rates subject to Department of Insurance approval. Actual monthly premiums are based on the approved effective date of the policy. Rates and benefits are subject to change based on any rate or federal mandate or other regulatory requirements that are imposed at any time after the policy is effective and which materially affect the existing rates.

For help or questions call 1-866-508-0618

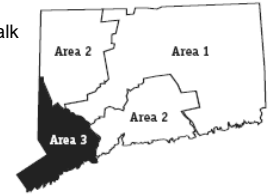
POS Upfront Deductible \$2,500/\$5,000 - 20%- B

POS-OA-2500U-20-IND

All policyholders may be subject to a rate increase at their renewal date.
 Rates are calculated as of the Applicant's age as of the effective date.

Area 3 (Fairfield County)

Fairfield County: Bethel, Bridgeport, Brookfield, Danbury, Darien, Easton, Fairfield, Greenwich, Monroe, New Canaan, New Fairfield, Newtown, Norwalk, Shelton, Sherman, Stamford, Stratford, Redding, Ridgefield, Trumbull, Weston, Westport, Wilton



**T1\$15 T2/3\$200 50% \$100 Coins Script
 Max \$5000 max**

Age	Individual Male	Individual Female	Individual +1 Dep.	Family
0-14	\$148.37	\$148.37	\$368.48	\$619.58
15-20	\$148.37	\$207.02	\$368.48	\$619.58
21	\$150.12	\$208.73	\$370.55	\$624.51
22	\$151.88	\$210.43	\$372.63	\$629.48
23	\$153.66	\$212.14	\$374.69	\$634.43
24	\$155.42	\$213.88	\$376.75	\$639.37
25	\$157.20	\$215.58	\$378.83	\$644.34
26	\$158.96	\$217.29	\$380.88	\$649.29
27	\$160.75	\$218.99	\$382.94	\$654.26
28	\$162.50	\$220.70	\$385.02	\$659.20
29	\$164.30	\$222.40	\$387.07	\$664.15
30	\$166.05	\$224.14	\$389.14	\$669.12
31	\$175.95	\$230.34	\$390.40	\$686.02
32	\$185.84	\$236.55	\$391.68	\$702.94
33	\$195.74	\$242.76	\$392.95	\$719.85
34	\$205.63	\$248.97	\$394.21	\$736.78
35	\$210.08	\$251.39	\$398.43	\$741.93
36	\$212.27	\$252.59	\$400.56	\$744.50
37	\$214.50	\$253.80	\$402.66	\$747.07
38	\$216.70	\$255.01	\$404.79	\$749.64
39	\$223.38	\$258.63	\$411.13	\$757.36
40	\$232.22	\$263.44	\$419.58	\$767.68
41	\$241.10	\$268.26	\$428.07	\$777.96
42	\$249.97	\$273.10	\$436.52	\$788.26
43	\$257.85	\$279.47	\$447.09	\$795.40
44	\$265.71	\$285.87	\$457.68	\$802.50
45	\$273.59	\$292.25	\$468.28	\$809.65
46	\$281.47	\$298.66	\$478.86	\$816.76
47	\$289.34	\$305.04	\$489.44	\$823.91
48	\$305.80	\$325.02	\$529.73	\$851.25
49	\$322.23	\$345.02	\$570.03	\$878.61
50	\$338.69	\$364.99	\$610.29	\$905.95
51	\$355.12	\$384.99	\$650.59	\$933.31
52	\$371.58	\$404.97	\$690.88	\$960.66
53	\$395.29	\$426.25	\$733.14	\$1001.16
54	\$418.98	\$447.55	\$775.43	\$1041.64
55	\$442.72	\$468.83	\$817.68	\$1082.14
56	\$466.41	\$490.12	\$859.97	\$1122.62
57	\$490.12	\$511.41	\$902.23	\$1163.12
58	\$521.36	\$531.25	\$950.74	\$1204.78
59	\$552.59	\$551.09	\$999.25	\$1246.40
60	\$583.86	\$570.92	\$1047.75	\$1288.06
61	\$615.09	\$590.76	\$1096.26	\$1329.70
62	\$646.32	\$610.61	\$1144.77	\$1371.36
63	\$687.54	\$634.28	\$1206.32	\$1420.47
64	\$728.73	\$657.98	\$1267.88	\$1469.55

For help or questions call 1-866-508-0618

POS Upfront Deductible \$2,500/\$5,000- B

POS-OA-30-45-UKCA-IND

All policyholders may be subject to a rate increase at their renewal date.
 Rates are calculated as of the Applicant's age as of the effective date.

Area 3 (Fairfield County)

Fairfield County: Bethel, Bridgeport, Brookfield, Danbury, Darien, Easton, Fairfield, Greenwich, Monroe, New Canaan, New Fairfield, Newtown, Norwalk, Shelton, Sherman, Stamford, Stratford, Redding, Ridgefield, Trumbull, Weston, Westport, Wilton



Tier 1 \$10 Tier 2/3 50% \$1,000 max

Age	Individual Male	Individual Female	Individual +1 Dep.	Family
0-14	\$151.52	\$151.52	\$376.34	\$632.78
15-20	\$151.52	\$211.43	\$376.34	\$632.78
21	\$153.31	\$213.18	\$378.45	\$637.81
22	\$155.11	\$214.92	\$380.57	\$642.88
23	\$156.94	\$216.66	\$382.66	\$647.95
24	\$158.73	\$218.43	\$384.78	\$652.99
25	\$160.55	\$220.17	\$386.90	\$658.06
26	\$162.35	\$221.91	\$388.98	\$663.12
27	\$164.17	\$223.65	\$391.09	\$668.18
28	\$165.96	\$225.40	\$393.22	\$673.23
29	\$167.79	\$227.15	\$395.31	\$678.30
30	\$169.59	\$228.92	\$397.43	\$683.36
31	\$179.69	\$235.24	\$398.72	\$700.63
32	\$189.80	\$241.60	\$400.03	\$717.91
33	\$199.91	\$247.92	\$401.32	\$735.19
34	\$210.02	\$254.27	\$402.61	\$752.48
35	\$214.54	\$256.73	\$406.92	\$757.73
36	\$216.79	\$257.97	\$409.09	\$760.36
37	\$219.07	\$259.22	\$411.23	\$762.98
38	\$221.33	\$260.44	\$413.40	\$765.61
39	\$228.13	\$264.14	\$419.89	\$773.49
40	\$237.17	\$269.05	\$428.52	\$784.03
41	\$246.23	\$273.97	\$437.18	\$794.53
42	\$255.30	\$278.91	\$445.82	\$805.04
43	\$263.34	\$285.42	\$456.62	\$812.34
44	\$271.38	\$291.97	\$467.42	\$819.59
45	\$279.42	\$298.48	\$478.25	\$826.89
46	\$287.46	\$305.03	\$489.06	\$834.16
47	\$295.51	\$311.54	\$499.87	\$841.45
48	\$312.31	\$331.93	\$541.01	\$869.38
49	\$329.10	\$352.36	\$582.16	\$897.32
50	\$345.90	\$372.76	\$623.29	\$925.25
51	\$362.68	\$393.19	\$664.44	\$953.18
52	\$379.49	\$413.60	\$705.59	\$981.12
53	\$403.69	\$435.34	\$748.74	\$1022.48
54	\$427.91	\$457.08	\$791.94	\$1063.82
55	\$452.14	\$478.82	\$835.09	\$1105.18
56	\$476.36	\$500.56	\$878.28	\$1146.52
57	\$500.56	\$522.30	\$921.45	\$1187.89
58	\$532.46	\$542.56	\$970.98	\$1230.43
59	\$564.36	\$562.84	\$1020.52	\$1272.95
60	\$596.29	\$583.07	\$1070.07	\$1315.50
61	\$628.19	\$603.35	\$1119.60	\$1358.02
62	\$660.10	\$623.60	\$1169.15	\$1400.56
63	\$702.18	\$647.79	\$1232.02	\$1450.72
64	\$744.24	\$671.99	\$1294.88	\$1500.84

Tier 1 \$10 Tier 2/3 50% \$5,000 max

Age	Individual Male	Individual Female	Individual +1 Dep.	Family
0-14	\$156.31	\$156.31	\$388.21	\$652.75
15-20	\$156.31	\$218.11	\$388.21	\$652.75
21	\$158.15	\$219.91	\$390.39	\$657.94
22	\$160.01	\$221.70	\$392.58	\$663.18
23	\$161.89	\$223.50	\$394.73	\$668.40
24	\$163.74	\$225.32	\$396.93	\$673.60
25	\$165.62	\$227.11	\$399.10	\$678.83
26	\$167.47	\$228.92	\$401.25	\$684.05
27	\$169.35	\$230.72	\$403.44	\$689.27
28	\$171.21	\$232.52	\$405.63	\$694.47
29	\$173.09	\$234.32	\$407.79	\$699.70
30	\$174.94	\$236.14	\$409.96	\$704.93
31	\$185.36	\$242.66	\$411.30	\$722.74
32	\$195.79	\$249.22	\$412.65	\$740.57
33	\$206.22	\$255.75	\$413.98	\$758.38
34	\$216.64	\$262.30	\$415.31	\$776.22
35	\$221.32	\$264.83	\$419.77	\$781.64
36	\$223.63	\$266.12	\$422.01	\$784.35
37	\$225.98	\$267.39	\$424.20	\$787.06
38	\$228.32	\$268.66	\$426.45	\$789.77
39	\$235.34	\$272.48	\$433.14	\$797.90
40	\$244.65	\$277.54	\$442.05	\$808.77
41	\$254.01	\$282.62	\$450.98	\$819.61
42	\$263.35	\$287.71	\$459.89	\$830.44
43	\$271.64	\$294.43	\$471.03	\$837.97
44	\$279.94	\$301.18	\$482.17	\$845.47
45	\$288.24	\$307.90	\$493.34	\$852.99
46	\$296.54	\$314.65	\$504.50	\$860.49
47	\$304.83	\$321.37	\$515.63	\$868.00
48	\$322.17	\$342.41	\$558.09	\$896.81
49	\$339.48	\$363.48	\$600.53	\$925.64
50	\$356.81	\$384.53	\$642.95	\$954.44
51	\$374.13	\$405.60	\$685.40	\$983.27
52	\$391.47	\$426.65	\$727.86	\$1012.08
53	\$416.44	\$449.08	\$772.37	\$1054.76
54	\$441.41	\$471.50	\$816.94	\$1097.39
55	\$466.41	\$493.92	\$861.45	\$1140.06
56	\$491.39	\$516.36	\$906.00	\$1182.71
57	\$516.36	\$538.78	\$950.52	\$1225.37
58	\$549.26	\$559.68	\$1001.63	\$1269.26
59	\$582.17	\$580.60	\$1052.73	\$1313.12
60	\$615.10	\$601.47	\$1103.84	\$1357.01
61	\$648.01	\$622.38	\$1154.94	\$1400.87
62	\$680.93	\$643.29	\$1206.05	\$1444.75
63	\$724.34	\$668.23	\$1270.90	\$1496.50
64	\$767.74	\$693.20	\$1335.74	\$1548.21

NO RX

Age	Individual Male	Individual Female	Individual +1 Dep.	Family
0-14	\$142.09	\$142.09	\$352.91	\$593.38
15-20	\$142.09	\$198.27	\$352.91	\$593.38
21	\$143.77	\$199.91	\$354.89	\$598.11
22	\$145.46	\$201.54	\$356.88	\$602.86
23	\$147.17	\$203.18	\$358.83	\$607.61
24	\$148.84	\$204.83	\$360.82	\$612.34
25	\$150.55	\$206.46	\$362.81	\$617.09
26	\$152.24	\$208.10	\$364.76	\$621.84
27	\$153.95	\$209.73	\$366.75	\$626.59
28	\$155.63	\$211.37	\$368.74	\$631.32
29	\$157.34	\$213.01	\$370.70	\$636.07
30	\$159.03	\$214.67	\$372.68	\$640.81
31	\$168.51	\$220.59	\$373.89	\$657.01
32	\$177.98	\$226.55	\$375.12	\$673.22
33	\$187.46	\$232.49	\$376.34	\$689.41
34	\$196.94	\$238.44	\$377.54	\$705.63
35	\$201.19	\$240.75	\$381.59	\$710.55
36	\$203.30	\$241.91	\$383.62	\$713.02
37	\$205.44	\$243.07	\$385.63	\$715.48
38	\$207.55	\$244.22	\$387.66	\$717.94
39	\$213.93	\$247.69	\$393.75	\$725.33
40	\$222.40	\$252.30	\$401.84	\$735.22
41	\$230.90	\$256.92	\$409.96	\$745.07
42	\$239.40	\$261.55	\$418.07	\$754.92
43	\$246.94	\$267.65	\$428.19	\$761.76
44	\$254.48	\$273.79	\$438.32	\$768.57
45	\$262.03	\$279.90	\$448.48	\$775.41
46	\$269.57	\$286.04	\$458.62	\$782.23
47	\$277.11	\$292.14	\$468.74	\$789.06
48	\$292.87	\$311.27	\$507.33	\$815.26
49	\$308.61	\$330.42	\$545.91	\$841.46
50	\$324.37	\$349.56	\$584.48	\$867.64
51	\$340.10	\$368.71	\$623.07	\$893.84
52	\$355.87	\$387.85	\$661.66	\$920.04
53	\$378.56	\$408.23	\$702.13	\$958.83
54	\$401.27	\$428.62	\$742.64	\$997.59
55	\$423.99	\$449.01	\$783.10	\$1036.38
56	\$446.70	\$469.39	\$823.60	\$1075.15
57	\$469.39	\$489.78	\$864.08	\$1113.93
58	\$499.31	\$508.78	\$910.53	\$1153.83
59	\$529.22	\$527.80	\$956.99	\$1193.70
60	\$559.17	\$546.77	\$1003.45	\$1233.60
61	\$589.08	\$565.78	\$1049.90	\$1273.47
62	\$619.00	\$584.78	\$1096.37	\$1313.36
63	\$658.46	\$607.46	\$1155.32	\$1360.40
64	\$697.91	\$630.16	\$1214.26	\$1407.41

Rates subject to Department of Insurance approval. Actual monthly premiums are based on the approved effective date of the policy. Rates and benefits are subject to change based on any rate or federal mandate or other regulatory requirements that are imposed at any time after the policy is effective and which materially affect the existing rates.

For help or questions call 1-866-508-0618

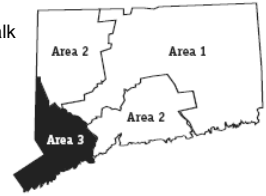
POS Upfront Deductible \$2,500/\$5,000- B

POS-OA-30-45-UKCA-IND

All policyholders may be subject to a rate increase at their renewal date.
 Rates are calculated as of the Applicant's age as of the effective date.

Area 3 (Fairfield County)

Fairfield County: Bethel, Bridgeport, Brookfield, Danbury, Darien, Easton, Fairfield, Greenwich, Monroe, New Canaan, New Fairfield, Newtown, Norwalk, Shelton, Sherman, Stamford, Stratford, Redding, Ridgefield, Trumbull, Weston, Westport, Wilton



**T1\$15 T2/3\$200 50% \$100 Coins Script
 Max \$5000 max**

Age	Individual Male	Individual Female	Individual +1 Dep.	Family
0-14	\$153.18	\$153.18	\$380.45	\$639.69
15-20	\$153.18	\$213.74	\$380.45	\$639.69
21	\$154.98	\$215.51	\$382.59	\$644.78
22	\$156.80	\$217.26	\$384.73	\$649.91
23	\$158.65	\$219.03	\$386.84	\$655.03
24	\$160.46	\$220.82	\$388.99	\$660.12
25	\$162.30	\$222.58	\$391.12	\$665.25
26	\$164.12	\$224.35	\$393.23	\$670.37
27	\$165.97	\$226.10	\$395.37	\$675.49
28	\$167.78	\$227.87	\$397.52	\$680.59
29	\$169.63	\$229.63	\$399.63	\$685.71
30	\$171.44	\$231.42	\$401.77	\$690.83
31	\$181.66	\$237.81	\$403.07	\$708.28
32	\$191.88	\$244.23	\$404.40	\$725.76
33	\$202.09	\$250.64	\$405.71	\$743.22
34	\$212.31	\$257.05	\$407.00	\$760.70
35	\$216.90	\$259.54	\$411.37	\$766.02
36	\$219.17	\$260.79	\$413.57	\$768.66
37	\$221.47	\$262.05	\$415.73	\$771.32
38	\$223.75	\$263.29	\$417.92	\$773.97
39	\$230.63	\$267.02	\$424.48	\$781.94
40	\$239.76	\$271.99	\$433.20	\$792.60
41	\$248.93	\$276.97	\$441.96	\$803.22
42	\$258.09	\$281.96	\$450.70	\$813.84
43	\$266.22	\$288.54	\$461.61	\$821.21
44	\$274.34	\$295.16	\$472.53	\$828.55
45	\$282.47	\$301.74	\$483.48	\$835.93
46	\$290.61	\$308.36	\$494.41	\$843.28
47	\$298.74	\$314.94	\$505.32	\$850.65
48	\$315.73	\$335.56	\$546.92	\$878.88
49	\$332.69	\$356.21	\$588.52	\$907.12
50	\$349.68	\$376.83	\$630.10	\$935.36
51	\$366.65	\$397.49	\$671.70	\$963.60
52	\$383.64	\$418.12	\$713.30	\$991.85
53	\$408.11	\$440.09	\$756.93	\$1033.66
54	\$432.59	\$462.08	\$800.60	\$1075.45
55	\$457.08	\$484.05	\$844.22	\$1117.26
56	\$481.56	\$506.03	\$887.88	\$1159.05
57	\$506.03	\$528.01	\$931.52	\$1200.88
58	\$538.28	\$548.49	\$981.60	\$1243.89
59	\$570.52	\$568.99	\$1031.67	\$1286.86
60	\$602.81	\$589.45	\$1081.76	\$1329.87
61	\$635.05	\$609.93	\$1131.85	\$1372.85
62	\$667.31	\$630.42	\$1181.93	\$1415.87
63	\$709.85	\$654.87	\$1245.49	\$1466.57
64	\$752.39	\$679.34	\$1309.03	\$1517.25

For help or questions call 1-866-508-0618

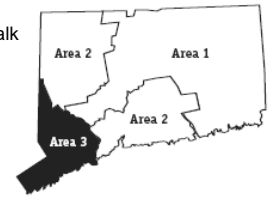
POS Upfront Deductible \$750/\$1,500 - B

POS-OA-30-45-UKBA-IND

All policyholders may be subject to a rate increase at their renewal date.
 Rates are calculated as of the Applicant's age as of the effective date.

Area 3 (Fairfield County)

Fairfield County: Bethel, Bridgeport, Brookfield, Danbury, Darien, Easton, Fairfield, Greenwich, Monroe, New Canaan, New Fairfield, Newtown, Norwalk, Shelton, Sherman, Stamford, Stratford, Redding, Ridgefield, Trumbull, Weston, Westport, Wilton



Tier 1 \$10 Tier 2/3 50% \$1,000 max

Age	Individual Male	Individual Female	Individual +1 Dep.	Family
0-14	\$202.89	\$202.89	\$503.91	\$847.30
15-20	\$202.89	\$283.10	\$503.91	\$847.30
21	\$205.29	\$285.45	\$506.75	\$854.04
22	\$207.69	\$287.79	\$509.58	\$860.81
23	\$210.14	\$290.11	\$512.39	\$867.60
24	\$212.54	\$292.48	\$515.22	\$874.35
25	\$214.98	\$294.82	\$518.06	\$881.14
26	\$217.38	\$297.14	\$520.84	\$887.92
27	\$219.83	\$299.48	\$523.68	\$894.71
28	\$222.23	\$301.81	\$526.52	\$901.46
29	\$224.67	\$304.14	\$529.32	\$908.24
30	\$227.07	\$306.51	\$532.16	\$915.02
31	\$240.61	\$314.99	\$533.88	\$938.15
32	\$254.15	\$323.50	\$535.64	\$961.29
33	\$267.67	\$331.96	\$537.36	\$984.42
34	\$281.21	\$340.47	\$539.09	\$1007.57
35	\$287.28	\$343.78	\$544.87	\$1014.61
36	\$290.29	\$345.42	\$547.77	\$1018.12
37	\$293.34	\$347.08	\$550.64	\$1021.64
38	\$296.36	\$348.73	\$553.56	\$1025.15
39	\$305.47	\$353.69	\$562.24	\$1035.70
40	\$317.58	\$360.25	\$573.79	\$1049.82
41	\$329.70	\$366.86	\$585.39	\$1063.89
42	\$341.84	\$373.47	\$596.95	\$1077.95
43	\$352.61	\$382.19	\$611.42	\$1087.73
44	\$363.38	\$390.94	\$625.88	\$1097.45
45	\$374.14	\$399.66	\$640.38	\$1107.22
46	\$384.91	\$408.43	\$654.85	\$1116.94
47	\$395.68	\$417.15	\$669.32	\$1126.71
48	\$418.19	\$444.46	\$724.42	\$1164.11
49	\$440.66	\$471.82	\$779.52	\$1201.52
50	\$463.17	\$499.13	\$834.59	\$1238.92
51	\$485.63	\$526.48	\$889.68	\$1276.32
52	\$508.14	\$553.80	\$944.78	\$1313.72
53	\$540.55	\$582.92	\$1002.58	\$1369.11
54	\$572.97	\$612.03	\$1060.41	\$1424.46
55	\$605.42	\$641.14	\$1118.20	\$1479.85
56	\$637.84	\$670.25	\$1176.02	\$1535.20
57	\$670.25	\$699.36	\$1233.81	\$1590.59
58	\$712.97	\$726.50	\$1300.15	\$1647.55
59	\$755.68	\$753.64	\$1366.48	\$1704.48
60	\$798.43	\$780.74	\$1432.82	\$1761.46
61	\$841.16	\$807.88	\$1499.16	\$1818.38
62	\$883.87	\$835.01	\$1565.50	\$1875.35
63	\$940.22	\$867.39	\$1649.67	\$1942.51
64	\$996.54	\$899.80	\$1733.85	\$2009.64

Tier 1 \$10 Tier 2/3 50% \$5,000 max

Age	Individual Male	Individual Female	Individual +1 Dep.	Family
0-14	\$207.67	\$207.67	\$515.79	\$867.27
15-20	\$207.67	\$289.78	\$515.79	\$867.27
21	\$210.13	\$292.17	\$518.69	\$874.17
22	\$212.59	\$294.56	\$521.59	\$881.11
23	\$215.09	\$296.95	\$524.46	\$888.05
24	\$217.55	\$299.37	\$527.36	\$894.96
25	\$220.05	\$301.76	\$530.26	\$901.91
26	\$222.50	\$304.14	\$533.12	\$908.84
27	\$225.01	\$306.54	\$536.03	\$915.80
28	\$227.47	\$308.93	\$538.93	\$922.70
29	\$229.97	\$311.32	\$541.80	\$929.65
30	\$232.43	\$313.74	\$544.70	\$936.59
31	\$246.28	\$322.41	\$546.46	\$960.25
32	\$260.13	\$331.12	\$548.26	\$983.95
33	\$273.98	\$339.79	\$550.03	\$1007.61
34	\$287.84	\$348.50	\$551.80	\$1031.32
35	\$294.06	\$351.88	\$557.71	\$1038.51
36	\$297.13	\$353.57	\$560.68	\$1042.11
37	\$300.25	\$355.26	\$563.61	\$1045.72
38	\$303.34	\$356.96	\$566.61	\$1049.31
39	\$312.67	\$362.03	\$575.49	\$1060.12
40	\$325.06	\$368.74	\$587.32	\$1074.56
41	\$337.48	\$375.50	\$599.20	\$1088.97
42	\$349.89	\$382.27	\$611.01	\$1103.36
43	\$360.92	\$391.20	\$625.83	\$1113.36
44	\$371.94	\$400.15	\$640.63	\$1123.32
45	\$382.96	\$409.08	\$655.47	\$1133.31
46	\$393.98	\$418.05	\$670.29	\$1143.27
47	\$405.01	\$426.98	\$685.09	\$1153.26
48	\$428.05	\$454.94	\$741.50	\$1191.54
49	\$451.04	\$482.94	\$797.89	\$1229.83
50	\$474.08	\$510.90	\$854.25	\$1268.11
51	\$497.08	\$538.89	\$910.65	\$1306.40
52	\$520.12	\$566.85	\$967.05	\$1344.68
53	\$553.29	\$596.66	\$1026.20	\$1401.38
54	\$586.47	\$626.45	\$1085.40	\$1458.04
55	\$619.69	\$656.24	\$1144.55	\$1514.73
56	\$652.88	\$686.05	\$1203.74	\$1571.38
57	\$686.05	\$715.84	\$1262.89	\$1628.07
58	\$729.77	\$743.62	\$1330.80	\$1686.38
59	\$773.50	\$771.40	\$1398.70	\$1744.65
60	\$817.25	\$799.13	\$1466.60	\$1802.96
61	\$860.98	\$826.91	\$1534.49	\$1861.23
62	\$904.69	\$854.70	\$1602.39	\$1919.54
63	\$962.38	\$887.84	\$1688.55	\$1988.30
64	\$1020.03	\$921.01	\$1774.71	\$2057.01

NO RX

Age	Individual Male	Individual Female	Individual +1 Dep.	Family
0-14	\$193.46	\$193.46	\$480.48	\$807.90
15-20	\$193.46	\$269.94	\$480.48	\$807.90
21	\$195.75	\$272.17	\$483.19	\$814.33
22	\$198.04	\$274.40	\$485.88	\$820.79
23	\$200.37	\$276.62	\$488.56	\$827.27
24	\$202.66	\$278.88	\$491.26	\$833.70
25	\$204.99	\$281.11	\$493.96	\$840.17
26	\$207.28	\$283.33	\$496.63	\$846.64
27	\$209.61	\$285.56	\$499.34	\$853.11
28	\$211.90	\$287.78	\$502.05	\$859.54
29	\$214.23	\$290.01	\$504.71	\$866.02
30	\$216.52	\$292.26	\$507.42	\$872.48
31	\$229.42	\$300.35	\$509.06	\$894.52
32	\$242.33	\$308.46	\$510.74	\$916.60
33	\$255.23	\$316.53	\$512.38	\$938.65
34	\$268.13	\$324.64	\$514.03	\$960.72
35	\$273.92	\$327.80	\$519.53	\$967.43
36	\$276.79	\$329.36	\$522.30	\$970.78
37	\$279.70	\$330.94	\$525.04	\$974.14
38	\$282.58	\$332.52	\$527.82	\$977.49
39	\$291.27	\$337.24	\$536.10	\$987.55
40	\$302.81	\$343.50	\$547.11	\$1001.01
41	\$314.37	\$349.80	\$558.18	\$1014.42
42	\$325.94	\$356.10	\$569.19	\$1027.84
43	\$336.21	\$364.42	\$582.99	\$1037.15
44	\$346.48	\$372.76	\$596.78	\$1046.42
45	\$356.74	\$381.08	\$610.61	\$1055.74
46	\$367.01	\$389.44	\$624.41	\$1065.01
47	\$377.28	\$397.75	\$638.20	\$1074.32
48	\$398.75	\$423.80	\$690.74	\$1109.98
49	\$420.17	\$449.88	\$743.28	\$1145.65
50	\$441.63	\$475.93	\$795.78	\$1181.31
51	\$463.05	\$502.01	\$848.32	\$1216.98
52	\$484.52	\$528.05	\$900.85	\$1252.64
53	\$515.42	\$555.82	\$955.96	\$1305.46
54	\$546.33	\$583.57	\$1011.10	\$1358.23
55	\$577.27	\$611.33	\$1066.21	\$1411.04
56	\$608.18	\$639.08	\$1121.34	\$1463.82
57	\$639.08	\$666.84	\$1176.45	\$1516.63
58	\$679.82	\$692.72	\$1239.70	\$1570.95
59	\$720.55	\$718.60	\$1302.95	\$1625.23
60	\$761.31	\$744.44	\$1366.21	\$1679.55
61	\$802.05	\$770.31	\$1429.46	\$1733.83
62	\$842.77	\$796.19	\$1492.71	\$1788.15
63	\$896.51	\$827.06	\$1572.97	\$1852.19
64	\$950.21	\$857.96	\$1653.23	\$1916.20

Rates subject to Department of Insurance approval. Actual monthly premiums are based on the approved effective date of the policy. Rates and benefits are subject to change based on any rate or federal mandate or other regulatory requirements that are imposed at any time after the policy is effective and which materially affect the existing rates.

For help or questions call 1-866-508-0618

POS Upfront Deductible \$750/\$1,500 - B

POS-OA-30-45-UKBA-IND

All policyholders may be subject to a rate increase at their renewal date.
 Rates are calculated as of the Applicant's age as of the effective date.

Area 3 (Fairfield County)

Fairfield County: Bethel, Bridgeport, Brookfield, Danbury, Darien, Easton, Fairfield, Greenwich, Monroe, New Canaan, New Fairfield, Newtown, Norwalk, Shelton, Sherman, Stamford, Stratford, Redding, Ridgefield, Trumbull, Weston, Westport, Wilton



**T1\$15 T2/3\$200 50% \$100 Coins Script
 Max \$5000 max**

Age	Individual Male	Individual Female	Individual +1 Dep.	Family
0-14	\$204.55	\$204.55	\$508.02	\$854.21
15-20	\$204.55	\$285.41	\$508.02	\$854.21
21	\$206.96	\$287.78	\$510.88	\$861.01
22	\$209.38	\$290.13	\$513.74	\$867.85
23	\$211.85	\$292.48	\$516.57	\$874.69
24	\$214.27	\$294.87	\$519.42	\$881.49
25	\$216.73	\$297.22	\$522.28	\$888.34
26	\$219.16	\$299.57	\$525.10	\$895.17
27	\$221.63	\$301.92	\$527.96	\$902.02
28	\$224.04	\$304.27	\$530.82	\$908.81
29	\$226.51	\$306.63	\$533.65	\$915.65
30	\$228.93	\$309.02	\$536.51	\$922.49
31	\$242.58	\$317.57	\$538.24	\$945.80
32	\$256.22	\$326.14	\$540.01	\$969.14
33	\$269.85	\$334.68	\$541.75	\$992.45
34	\$283.50	\$343.25	\$543.49	\$1015.80
35	\$289.63	\$346.59	\$549.31	\$1022.89
36	\$292.66	\$348.24	\$552.24	\$1026.42
37	\$295.74	\$349.91	\$555.13	\$1029.97
38	\$298.77	\$351.58	\$558.08	\$1033.52
39	\$307.96	\$356.57	\$566.83	\$1044.16
40	\$320.16	\$363.20	\$578.47	\$1058.39
41	\$332.40	\$369.85	\$590.18	\$1072.57
42	\$344.63	\$376.52	\$601.82	\$1086.76
43	\$355.49	\$385.30	\$616.41	\$1096.60
44	\$366.34	\$394.13	\$630.99	\$1106.40
45	\$377.19	\$402.92	\$645.61	\$1116.25
46	\$388.05	\$411.76	\$660.20	\$1126.06
47	\$398.91	\$420.55	\$674.78	\$1135.91
48	\$421.61	\$448.09	\$730.33	\$1173.61
49	\$444.25	\$475.67	\$785.88	\$1211.32
50	\$466.94	\$503.21	\$841.39	\$1249.03
51	\$489.60	\$530.78	\$896.95	\$1286.74
52	\$512.30	\$558.32	\$952.50	\$1324.45
53	\$544.97	\$587.67	\$1010.76	\$1380.28
54	\$577.65	\$617.03	\$1069.07	\$1436.09
55	\$610.36	\$646.37	\$1127.33	\$1491.93
56	\$643.04	\$675.72	\$1185.62	\$1547.73
57	\$675.72	\$705.07	\$1243.89	\$1603.57
58	\$718.79	\$732.43	\$1310.77	\$1661.01
59	\$761.85	\$759.79	\$1377.64	\$1718.39
60	\$804.96	\$787.11	\$1444.52	\$1775.83
61	\$848.02	\$814.46	\$1511.40	\$1833.22
62	\$891.07	\$841.83	\$1578.28	\$1890.66
63	\$947.90	\$874.47	\$1663.13	\$1958.37
64	\$1004.68	\$907.15	\$1748.00	\$2026.05

For help or questions call 1-866-508-0618